

# YOUTH MICHIGAN IMPACT

25-26  
school year

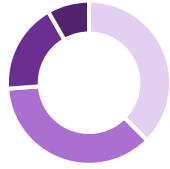


Champions of Change

© 2026 InnerView



## VOLUNTEERS



2026  
2027  
2028  
2029

## IMPACT



	Volunteers	Service Activities	Act/Vol	Service Hours	Hrs/Vol	Community Impact
MI	4,765	53,971	11.3	190,836	40.0	\$6,439,611
USA	HS Volunteers	599,599	9.4	2,369,901	37.0	\$85,648,216

	Grad Yr	Volunteers	% of Vol	Activities	Act/Vol	% of Act	Impact Hrs	Hrs/Vol	% of Impact
Seniors	2026	1,776	37%	21,787	12.3	40%	82,763	46.6	43%
Juniors	2027	1,727	36%	22,516	13.0	42%	71,092	41.2	37%
Sophmores	2028	848	18%	6,699	7.9	12%	25,349	29.9	13%
Freshmen	2029	393	8%	2,927	7.4	5%	11,395	29.0	6%



## Commitment To A Specific Issue

MI		USA
77%	8 hours or more	71%
52%	16 hours or more	45%
35%	24 hours or more	30%
17%	40 hours or more	16%
9%	60 hours or more	9%
6%	80 hours or more	6%
3%	100 hours or more	4%



## Demonstrated Actions + Skills

MI		USA
82%	Volunteering	82%
6%	Taking Part	6%
4%	Donating	5%
2%	Advocating	2%
6%	Leading	5%
MI 1,176	Posted Volunteer Opportunities	USA 18,523



## A Culture of Belonging + Goodness

MI		USA
36.9	Avg Vol / Sch	46.4
40.1	Avg Ser Hrs / Vol	37.0
36%	Groups & Club Activity Activities with or for a club / group	41%
46%	Connectedness	43%
35%	Compassion	36%
7%	Curiosity	7%
4%	Integrity	5%
5%	Respect	6%
4%	Spirituality	4%

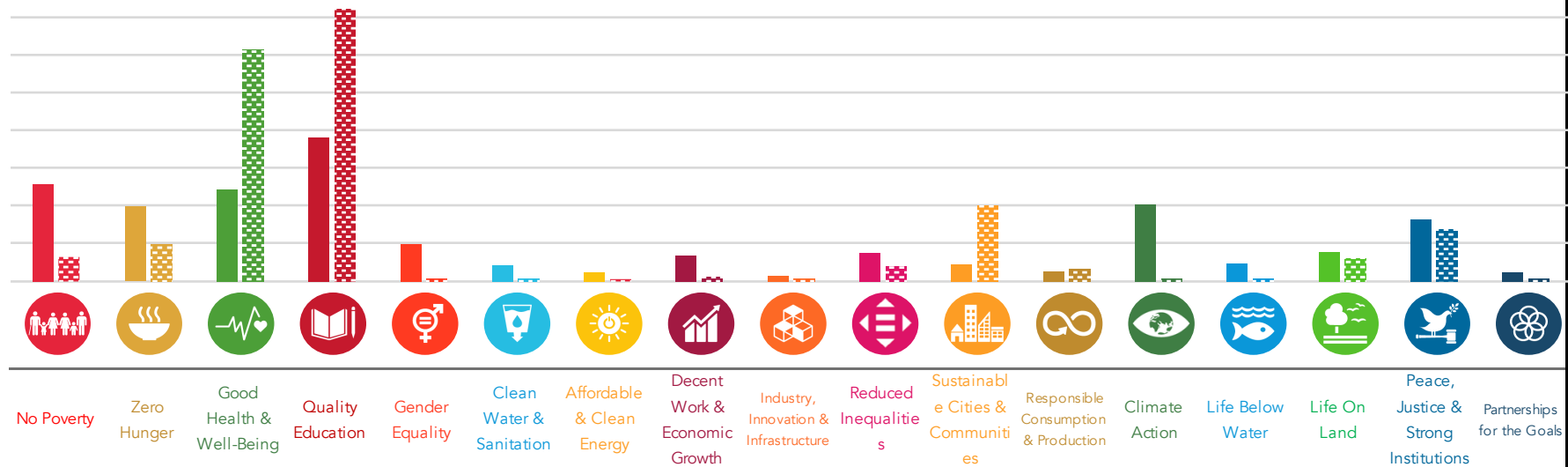
# YOUTH MICHIGAN IMPACT



Champions  
of Change

## Aligning Interest : Action : Impact

■ Important    ■ Impact



Important	2nd	5th	3rd	1st	7th	13th	15th	10th	17th	9th	12th	14th	4th	11th	8th	6th	15th
Impact	6th	5th	2nd	1st	12th	14th	16th	10th	11th	8th	3rd	9th	15th	13th	7th	4th	17th

Vol w/Act	19.1%	31.6%	70.2%	77.6%	2.1%	0.7%	0.1%	2.2%	2.5%	8.5%	43.0%	10.7%	0.5%	1.4%	17.0%	18.9%	0.0%
Avg Hrs	6.5	6.2	17.5	18.5	5.5	6.6	15.5	11.1	5.8	9.1	9.3	6.0	4.5	3.5	7.2	14.6	11.5
Avg Act	1.6	2.1	4.6	5.7	1.4	1.5	2.7	1.6	1.8	2.2	2.5	2.5	1.2	1.3	2.3	3.1	1.0

Impact Hrs	5,916	9,433	58,673	68,792	558	230	46	1,188	681	3,706	19,116	3,041	109	243	5,894	13,188	23
Impact Val	\$199,621	\$318,294	\$1,979,874	\$2,321,331	\$18,839	\$7,761	\$1,567	\$40,076	\$22,967	\$125,050	\$645,048	\$102,608	\$3,675	\$8,207	\$198,890	\$445,027	\$776

USA Interest	11.5%	12.8%	14.7%	14.4%	5.3%	1.9%	1.2%	3.1%	1.0%	3.5%	2.2%	1.2%	8.2%	2.9%	4.3%	10.6%	1.3%
Interest %	12.9%	9.9%	12.2%	19.1%	5.0%	2.1%	1.2%	3.5%	0.8%	3.8%	2.3%	1.4%	10.2%	2.4%	3.9%	8.3%	1.2%
Impact %	3.1%	4.9%	30.7%	36.0%	0.3%	0.1%	0.0%	0.6%	0.4%	1.9%	10.0%	1.6%	0.1%	0.1%	3.1%	6.9%	0.0%
USA Impact	4.7%	5.6%	25.6%	36.4%	0.5%	0.2%	0.02%	0.7%	0.3%	2.2%	10.6%	1.0%	0.1%	0.3%	3.9%	7.9%	0.0%



## InnerView Engagement Continuum



### CURIOUS

Seeking connection through personal experience. Basic cause awareness.

#### MI CURIOUS USA

<b>19%</b>	% of Vol	<b>22%</b>
<b>1.6</b>	Activities	1.8
<b>8.0</b>	Hours	9.6
<b>1.3</b>	Causes	1.3

Social Awareness Events  
In-Home Activities



### EXPLORING

Desire to align interest or passion with cause-centric activity.

#### MI EXPLORING USA

<b>15%</b>	% of Vol	<b>20%</b>
<b>4.5</b>	Activities	4.5
<b>22.0</b>	Hours	21.6
<b>2.3</b>	Causes	2.4

Hands-On & Measured Impact  
In-Home Activities




### CASUAL

Declared interest with demonstrated activity. Appreciates invitation & fulfilling needs.

#### MI CASUAL USA

<b>28%</b>	% of Vol	<b>30%</b>
<b>9.9</b>	Activities	8.6
<b>33.2</b>	Hours	32.3
<b>3.3</b>	Causes	3.3

Routine Effort. Outreach.  
Program Staff. Professional  
Discovery




### COMMITTED

Intentional. Seeking progress and impact. These are developing leaders.

#### MI COMMITTED USA

<b>30%</b>	% of Vol	<b>22%</b>
<b>16.6</b>	Activities	16.5
<b>48.6</b>	Hours	52.4
<b>3.9</b>	Causes	4.1

Advocacy – Testimonials.  
Committee members. Building  
Network & Connections.



### LEADER

Passionate and proven leaders.

#### MI LEADER USA

<b>8%</b>	% of Vol	<b>7%</b>
<b>30.2</b>	Activities	29.2
<b>135.2</b>	Hours	146.1
<b>4.6</b>	Causes	4.6

Cause & Community Leaders.  
Seeking Professional  
Engagement. Speaker Roles.  
Inspire Others.

## What Each Stage Feels Like For A Student

You're starting to think about how you want to spend your time and what causes matter most to you. Try different opportunities and see what sparks your interest.

You're getting involved: joining a club, attending events, and testing different ways to contribute. What kinds of experiences feel most meaningful?

You're active in a few groups and beginning to apply your skills to make a difference. Volunteering is helping you discover what you're good at and what you enjoy.

You're taking on more responsibility and becoming someone others can rely on. Your consistency, skills, and leadership are making a visible difference.

You're leading initiatives, mobilizing others, building a network, and creating measurable impact. Your actions inspire those around you and expand what's possible.